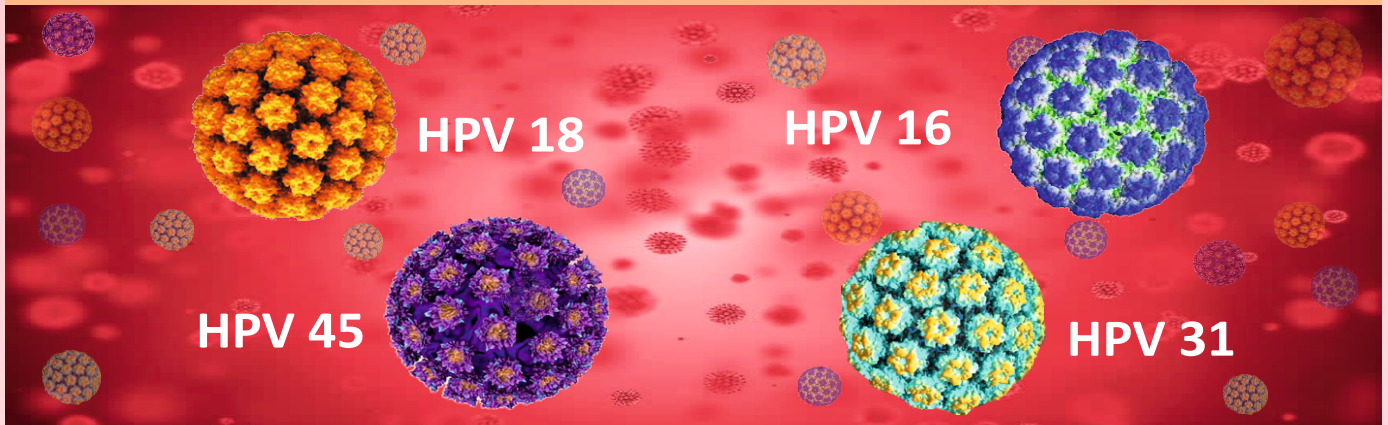


# PREVENT CERVICAL CANCER



## SCREEN FOR HIGH RISK HPV... ..AND SAVE LIVES

### CERVICAL CANCER

LEADING CAUSE OF CANCER AND THE MAJOR CAUSE OF DEATH DUE TO CANCER IN WOMEN

PRIMARILY CAUSED BY PERSISTENT INFECTION WITH HIGH RISK HUMAN PAPILLOMA VIRUS (HPV)

CANCERS OF THE ANUS, VAGINA, VULVA, PENIS, MOUTH, THROAT AND NECK ARE ALSO STRONGLY ASSOCIATED WITH INFECTION WITH HIGH RISK HPV TYPES

OF THE 13 HIGH RISK TYPES, HPV 16, 18, 31 AND 45 ARE CLASSIFIED AS THE HIGHEST RISK TYPES ASSOCIATED WITH MOST OF THE CERVICAL CANCERS

CERVICAL CANCER CAN BE TREATED EFFECTIVELY IF DETECTED AT EARLY PRE-CANCER STAGES

### DIAGNOSTIC LIMITATIONS

**VISUAL INSPECTION WITH ACETIC ACID (VIA)** - A COMMONLY USED METHOD OF CERVICAL CANCER SCREENING IN LOW RESOURCE SETTINGS. HOWEVER, THIS METHOD IS PRONE TO FALSE POSITIVES, RESULTING IN OVER-TREATMENT

**Pap SMEAR TEST AND LIQUID BASED CYTOLOGY TEST** - GOLD STANDARD LABORATORY TESTS THAT LOOK FOR ABNORMALITIES INDICATIVE OF CANCER IN CELLS COLLECTED FROM THE CERVIX. THESE TESTS REQUIRE EXPERTISE AND ARE MORE PRONE TO FALSE NEGATIVES

**IMMUNOLOGY TESTS** - ANTIGEN TESTS LACKS BOTH SENSITIVITY AND SPECIFICITY. ANTIBODIES ARE NOT FOUND IN ALL PATIENTS

**CULTURE** - HPV CAN NOT BE EASILY GROWN IN CULTURE *IN-VITRO*

**NUCLEIC ACID TESTS FOR HIGH RISK HPV TYPES** - VERY SENSITIVE AND SPECIFIC METHODS FOR CERVICAL CANCER SCREENING AS WELL AS FOR CONFIRMATION OF ABNORMAL Pap RESULT. HOWEVER, THESE TESTS REQUIRE EXPERTISE, EXPENSIVE EQUIPMENT AND SPECIAL LABORATORY INFRASTRUCTURE

**NOW AVAILABLE**

A NOVEL, RAPID, PORTABLE, EASY TO USE, POINT-OF-CARE, REAL TIME PCR TEST FOR SENSITIVE AND SPECIFIC DETECTION AND DIFFERENTIAL DIAGNOSIS OF INFECTION WITH HIGH RISK HPV TYPES 16,31 AND 18,45 IN CERVICAL SPECIMEN

**SCREEN FOR AND CONFIRM  
CERVICAL CANCER**




**ASK FOR  
Truenat<sup>®</sup>  
HPV-HR**

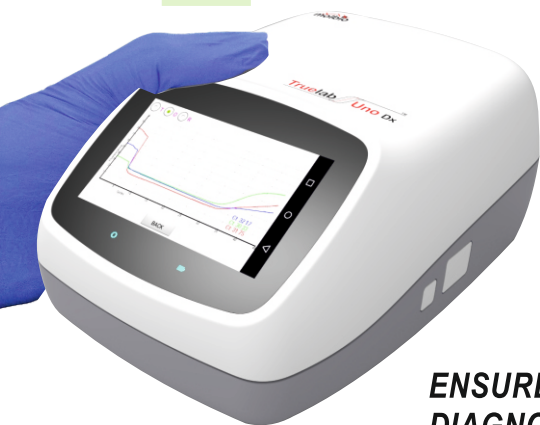
**FOR HIGH RISK HPV DNA TESTING**

# Truenat<sup>®</sup> HPV-HR

## YOUR PARTNER IN SCREENING AND CONFIRMATION OF **CERVICAL CANCER**



- **Truenat<sup>®</sup> HPV-HR** IS A CHIP BASED DUPLEX REAL TIME MICRO PCR TEST FOR DIFFERENTIAL DIAGNOSIS OF SYMPTOMATIC OR ASYMPTOMATIC INFECTION WITH HIGH RISK HPV TYPES 16,31 AND 18,45.
- **Truenat<sup>®</sup> HPV-HR** IS PART OF THE **Truelab<sup>®</sup>** REAL TIME MICRO PCR SYSTEM.
- RAPID, PORTABLE, NEAR PATIENT, POINT OF CARE SYSTEM.
- SINGLE TESTING CAPABILITY. SAMPLE TO RESULT IN LESS THAN ONE HOUR.
- HIGHLY SENSITIVE AND SPECIFIC. CONFIRMS INFECTION WITH HIGH RISK HPV TYPES 16,18, 31 AND 45.
- SIMPLE AND FOOL PROOF. COMPARES WITH STATE OF THE ART.
- NO SPECIAL INFRASTRUCTURE REQUIRED. YOUR NEIGHBOURHOOD LABS CAN DO IT.
- EXTENSIVELY VALIDATED. LICENSED BY INDIAN FDA. CE MARKED.
- SEMIQUANTITATIVE RESULTS. REPORTING CAN ALSO BE DONE WIRELESSLY.
- SIMPLER, FASTER, MORE RELIABLE AND ACCURATE.
- EARLY DIFFERENTIAL DIAGNOSIS OF **HPV-HR** INFECTION FOR BETTER PATIENT AND DISEASE MANAGEMENT.
- THE ASSAY COULD DETECT AS LOW AS 4 COPIES OF DNA PER REACTION.



### ORDERING INFORMATION

PRODUCT	PACK SIZE	CAT. NO.
Truenat <sup>®</sup> HPV-HR	5T	601220005
	20T	601220020
	25T	601220025
	50T	601220050
	100T	601220100
	200T	601220200

**ENSURES TIMELY AND CORRECT  
DIAGNOSIS. ALLOWS START OF  
EFFECTIVE TREATMENT THE SAME DAY.**



**Molbio Diagnostics Private Limited**


Plot No. L-46, Phase II D,  
Verna Industrial Estate, Verna,  
Goa - 403 722, INDIA  
Ph.: 91-832-2783267

Email: sales@molbiodiagnostics.com, customersupport@molbiodiagnostics.com

Website: www.molbiodiagnostics.com



**NOW PERFORMED AT**



**ANY WHERE, ANY TIME, REAL TIME PCR**